

SNAREWAY TO HEAVEN  
for two snare drum players

*Robert A. Lopez*

## PERFORMANCE NOTES

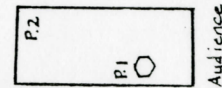
- instrumentation: 2 snare drums

- in the first phrase Performer 1's snare drum is covered with a piece of white lace folded over several times and therefore significantly muting the drum

- within each phrase, sticking instruction is repeated unless indicated otherwise. R L indicates use of both sticks simultaneously.

- 'on' and 'off' refer to snares

- beginning stage design is as follows



- rolls need to be precise; distinguish carefully between

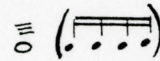
crush  
↓  
cr

bounce  
↓  
•

fully notated  
eg. 5 stroke roll



9 stroke roll per beat



- whole notes can vary in duration and therefore will always be shown with a bracketed number of beats above it eg. (12,1)

- movements are precisely timed; the first number means to perform the action in that number of beats and the second number means to hold the result of that action for that number of beats



hit rim only



hit sticks together



hit the stick of the other performer



change pitch of drum with elbow or finger press



use half the stick on the skin and half on the rim



use nylon brushes



hand--used for muting and hitting drum



mute the drum with hand; the dark circular mark in the circle • (circle represents the drum) indicates the location of the hit and the mute; horizontal line shows duration of the sound



approach and partially follow through the instruction in the bracket but STOP just before sounding the gesture



barlines are present to co-ordinate events that should follow each other precisely and immediately




## DESCRIPTION OF MOVEMENT

### PHRASE A


Performer 2




-hold position about 8 ft. behind P.1  
-drum held like bouquet w/chrome up



-right foot forward w/ large step




-left foot forward w/only toes on ground beside rt. foot




-left foot forward



-right foot forward w/ only toes on ground beside left foot



-right foot forward



-left foot forward beside right; freeze

Perf. 1



-with both hands lift lace off the drum away from oneself and drop onto the floor

### PHRASE B

Performer 2



-right foot forward large step; flip drum so skin side is up





-left leg forward and up; like soldier's march



-right leg raised as left leg lowered; then lower left leg



-repeat sequence beginning on left foot; must end up slightly behind and to the left of other performer

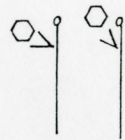


### PHRASE C

Performer 1



-turn 90 to left; lift drum & present as sacred gift to P.2

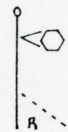


-raise drum & look in mirror; pause; continue raising arms as high as they'll go

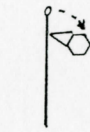


-turn 90 to right; put drum on stand;

Perf. 2



-right foot forward & place drum on stand



-lower head placing left ear next to skin of drum; pause with P.1; continue



-lift head

### PHRASE D

Performer 1 & 2



-raise arm as if executing slow motion drum stroke; -flip wrist at end of gesture so tip faces up



-hold sticks 90 to floor; elbows at waist



-raise crossed sticks into 't' shape about 8" from forehead; eyes look up & then down & begin roll

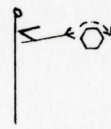


-P.2 uses brush to slam down the brush of P.1 on P.1's drum




# PHRASE E

Performer 2



-'painting' the chrome sides; squirm the brush fibres onto the skin; agitate



-lay brush flat on skin & twirl slow 360, slap at end




-play rhythm along inside of rim



-lower head to look at drum and at oneself




-raise head



-turn to look at P.1




-brush down P.1's side from shoulders to feet in 1 forceful sweep



-lower head again to look at drum & oneself



-sharply turn & look at P.1 again



-brush along side of P.1 in short horizontal strokes in sextuplets



-brushes feet slowly 3x & contemplatively



-head on floor leaning against P.1's legs; kick legs up; P.1 catches legs



-P.1 sweeps floor with P.2



-P.2 leaning vertically on P.1, holding P.1's calves

# PHRASE F

Performer 1



-drag 3rd & 4th fingers in direction of arrow

Perf. 2



-P.2's right arm lets go of P.1's calf and falls behind her slapping the floor

# PHRASE G

Performer 2

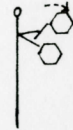


-P.2's left arm lets go of P.1's left calf and falls on floor behind her



Perf. 1

-mimes the hitting of imaginary drum about 120 to right

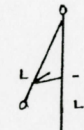


Perf. 1 & 2

-scrapes nail on P.2's drum



-P.1 lifts right leg 8" & P.2 grabs & lowers it w/ right hand

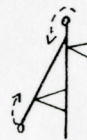


-P.1 lifts left leg & P.2 grabs and lowers it w/left hand



PHRASE H

Performer 1 & 2



-P.2 raise torso to look at P.1; P.1 turns to look at P.2



-both extend right arm and clap (hand shake style)  
-together P.2 is lifted to her feet



-drum stroke gesture ending in clap against other's hand



-drum stoke gesture to other's cheek

Perf. 1



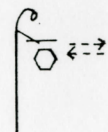
-stroke gesture in slow motion



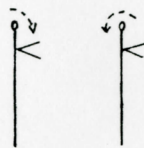
-sharply salute with stick in hand

PHRASE I

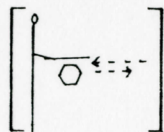
Performer 1 & 2



-quickly draw the stick across the rim and skin of the drum, moving it back and forth as if to saw it in half



-look at each other



-mime the sawing action with right stick



-gently drag left stick across skin

Perf. 2



-sticks in x position on drum; genuflect on right knee, lower head



# SNAREWAY TO HEAVEN

for two snare drum players

*Patricia*

PERFORMER 1

$\text{♩} = 168$  *Phrase A*

$\text{♩} = 144$

*Phrase B*

SNARE DRUM

MOVEMENT

PERFORMER 2

SNARE DRUM

MOVEMENT

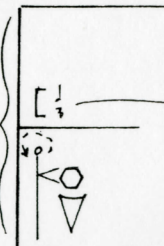
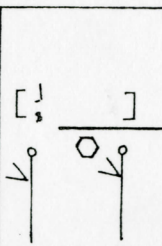

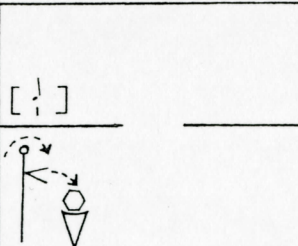

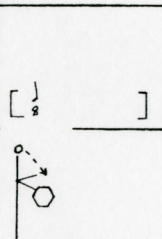

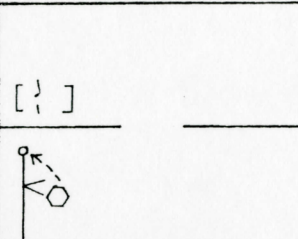
PERF. 1

PERF. 2

$\text{♩} = 1$  (c.  $\text{♩} = 54$ )


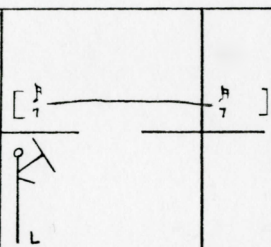
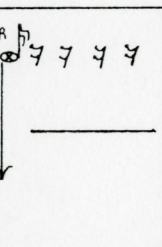
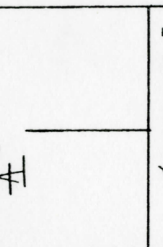


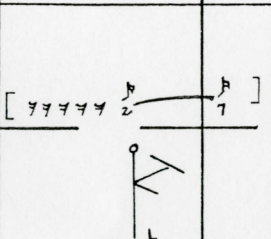
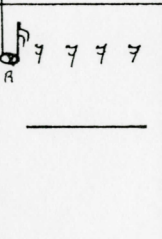




# Phrase C

PERF. 1							
PERF. 2							

$\text{♩} = 69$

# Phrase D

PERF. 1								
PERF. 2								



PERF. 1

PERF. 2

PERF. 1

PERF. 2



$\text{♩} = 69$   
Phrase E

PERF. 1

PERF. 2

on

PERF. 1

PERF. 2

off

L = left hand J = 168  
 R = right stick off

# Phrase F

<p>PERF. 1</p> <p>4 sec. ]</p> <p>Y &gt;  </p> <p>← o →</p>	
<p>PERF. 2</p> <p>[ 2 sec. ]</p> <p>A</p>	

J = 126

# Phrase G

<p>PERF. 1</p> <p>f</p> <p>lift</p> <p>pp</p> <p>lift</p> <p>cr.</p> <p>mf</p>	
<p>PERF. 2</p> <p>[ 1 ]</p>	



$\text{♩} = 84$  Phrase H

PERF. 1

lift R R L L

scrape nail

clap hands stamp feet

PERF. 2

PERF. 1

3:1

3:1

R (clap left foot)

PERF. 2

3:1

3:1

R (clap left foot)



# Phrase I

PERF. 1				
PERF. 2				

PERF. 1							
PERF. 2							

$\text{♩} = 96$

PERF. 1

*ff* <sup>R</sup><sub>L</sub> *sempre*

PERF. 2

*ff* <sup>R</sup><sub>L</sub> *sempre*

$\text{♩} = 66$

$\text{♩} = 152$

*fine*

PERF. 1

$\text{♩} = 66$   $\text{♩} = 152$

*ff* <sup>R</sup><sub>L</sub> *sempre*

[  $\frac{1}{12}$  ] [  $\frac{1}{40}$  ]

*acc.* *ff*

PERF. 2

$\text{♩} = 66$   $\text{♩} = 152$

*ff* <sup>R</sup><sub>L</sub> *sempre*

[  $\frac{1}{12}$  ] [  $\frac{1}{40}$  ]

*acc.* *ff*